



Low tables catalogue page 261

Guarantee and shade card



According to model



Product description

Coffee tables

- W. x D. x H. cm: 110 x 70 x 40;
- Tubular steel legs of triangular section in an aluminium (SB) or graphite grey (SC) finish;
- Tops:
 - melamine in a wenge (WD), beech (MX) or cherry (MV) finish;
 - toughened glass (GB), 12 mm in thickness;
- 2 year guarantee.

Design

- Square table, W. x D. x H. cm: 55 x 55 x 40;
- Rectangular table, W. x D. x H. cm: 105 x 55 x 40;
- Tubular steel legs of square section in an aluminium finish;
- Laminated translucent glass tops, 6.2 mm in thickness;
- 5 year guarantee.

Noveum

- W. x D. x H. cm: 110 x 70 x 29.2;
- Tubular steel legs of square section in an aluminium finish;
- Tops:
 - MDF covered in a honey walnut (WE) or wenge (WD) stained wood veneer;
 - toughened glass (GB), 12 mm in thickness;
- 2 year guarantee.

Tema

- W. x W. x H. cm: 60 x 60 x 45;
- Stained beech laminate legs;
- 20 mm thick top covered in a mahogany (XD) or cherry (XB) stained wood veneer;
- 2 year guarantee.

Zeus

- Square table, W. x D. x H. cm: 65 x 65 x 42;
- Rectangular table, W. x D. x H. cm: 110 x 65 x 42;
- 4 tubular steel legs of conical design in an aluminium lacquered finish;
- 10 mm thick toughened glass tops with ground edges;
- 4 mm thick ground glass shelves complete with melamine frames stained in cherry (MV) or pear (NJ);
- 2 year guarantee.

Sushi

- Square table, W. x D. x H. cm: 60 x 60 x 32;
- Rectangular table, W. x D. x H. cm: 110 x 70 x 32;
- Tubular steel base of rectangular design in an aluminium (SB) or chrome (SQ) finish;
- 30 mm thick tops covered in a wenge-stained oak veneer (WD);
- 2 year guarantee.

Karui

- W. x D. x H. cm: 60.5 x 60.5 x 36;
- 4 leg tubular steel base in an aluminium epoxy lacquered finish;
- 19 mm thick top in black melamine;
- 5 year guarantee.

Deco

- W. x D. x H. cm: 60 x 60 x 35;
- 4 leg tubular steel base in a black (SG) or aluminium (SB) epoxy lacquered finish;
- 25 mm thick melamine top in a cherry (MV) finish with graphite grey PVC edge banding;
- 5 year guarantee.

	description	code	price ex. VAT
Coffee tables			
① ② ③	① Rectangular table with melamine top ② Rectangular table with glass top ③ Square table with melamine top	6 339 003 + top finish + structure finish 6 339 004 GB + structure finish 6 339 001 + top finish + structure finish	£ 267 £ 618 £ 229
Design			
④ ⑤	④ Square low table ⑤ Rectangular low table	6 396 003 GI SB 6 396 004 GI SB	£ 199 £ 276
Noveum			
⑥ ⑦	⑥ Low table with wood veneer top ⑦ Low table with glass top	6 339 005 + top finish + SB 6 339 006 GB SB	£ 706 £ 656
Tema			
⑧	⑧ Low table	6 353 015 + top finish	£ 288
Zeus			
⑨ ⑩	⑨ Square low table ⑩ Rectangular low table	6 512 003 + top finish + SB 6 512 004 + top finish + SB	£ 340 £ 462
Sushi			
⑪ ⑫	Square low table ⑪ aluminium base ⑫ chrome base	6 513 003 WD SB 6 513 003 WD SQ	£ 187 £ 240
⑬ ⑭	Rectangular low table ⑬ aluminium base ⑭ chrome base	6 513 004 WD SB 6 513 004 WD SQ	£ 245 £ 283
Karui			
⑮	⑮ Low table	6 366 025 NI SB	£ 122
Deco			
⑯ ⑰	Low table ⑯ aluminium base ⑰ black base	6 371 010 MV SB 6 371 010 MV SG	£ 149 £ 149

Design catalogue page 262

Guarantee and shade card



Product description

1 seater armchair and 2 seater sofa

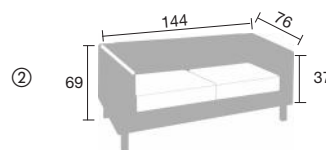
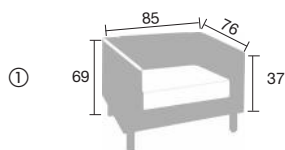
Padding

- Seat: removable cushion in polyether foam, density 30 kg/m³, average thickness 200 mm;
- Backrest: removable cushion in polyether foam, density 30 kg/m³, average thickness 130 mm;
- Wood frame structure, with rear traverse made from flat rolled steel in an aluminium epoxy finish;

- Steel legs, height 150 mm, of 40 x 40 mm square section, in an aluminium epoxy finish;
- Black leather upholstery for parts which come into contact with the user, black Napel for all other parts.

Low tables: see description on p. 167.

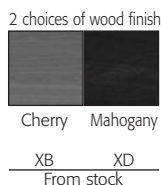
The Range



	description	code	price ex. VAT
①	① 1 seater armchair	6 396 001 YB	£ 623
②	② 2 seater sofa	6 396 002 YB	£ 930

Tema catalogue page 262

Guarantee and shade card



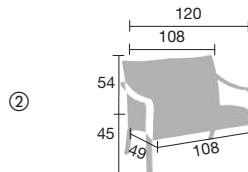
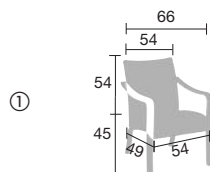
Product description

1 seater chair and armchair and 2 seater sofa

- Seat and backrest support frames made from beech plywood;
- High density foam padding covered in black simulated leather upholstery;

- Structure made from laminated beech stained in cherry XB or mahogany XD ;
- Low table: see description on p. 167.

The Range



	description	code	price ex. VAT
①	① 1 seater armchair	6 353 016 + wood finish + YA	£ 418
②	② 2 seater sofa	6 353 017 + wood finish + YA	£ 598
③	③ 1 seater chair (on request)	6 353 013 + wood finish + YA	£ 369

Garda catalogue page 263

Guarantee and shade card



1 fabric colour



Black

DO
From stock

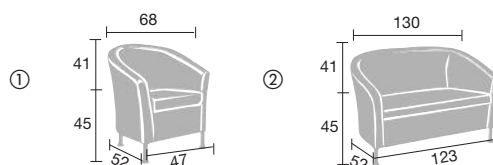
Product description

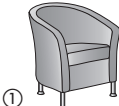
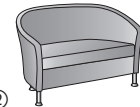
1 and 2 seater easy chairs

- Seat and backrest support frames made from beech plywood;
- High density foam padding (fire safety classification M1) covered in black DO Xtreme Plus fabric upholstery (fire safety classification M1);

- Tubular legs in polished aluminium (chrome effect).

The Range



	description	code	price ex. VAT
	① 1 seater easy chair	6 633 003 DO	£ 623
	② 2 seater easy chair	6 633 004 DO	£ 955

Majore catalogue page 263

Guarantee and shade card



1 fabric colour



Black

DO
From stock

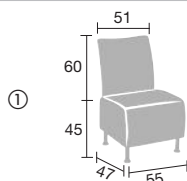
Product description


1 seater easy chair

- Seat and backrest support frames made from beech plywood;
- High density foam padding (fire safety classification M1) covered in black DO Xtreme Plus fabric upholstery (fire safety classification M1);

- Tubular legs in polished aluminium (chrome effect).

The Range



	description	code	price ex. VAT
	① 1 seater easy chair	6 378 004 DO	£ 490

Petal catalogue page 264

Guarantee and shade card


2
YEAR
GUARANTEE

4 choices of polyurethane colour



Black PA Graphite grey PB Red PC White PD
From stock

2 choices of finish for base



Aluminium SB Chromed SQ
From stock

Product description

1 seater easy chairs

- Corolla chairs in very high density "soft touch" injection-moulded polyurethane over a metal armature. Available in black (PA), graphite grey (PB), red (PC) or white (PD).

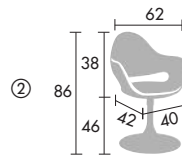
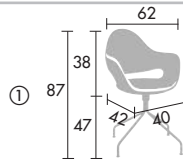
Base




- 4 epoxy lacquered "spider" legs of circular section in an aluminium grey (SB) or chrome (SQ) finish;
- Epoxy lacquered tulip base in an aluminium grey (SB) or chrome (SQ) finish.

Low table

- Circular table, ø 610 mm, height 420 mm;
- Epoxy lacquered tulip base in an aluminium grey (SB) or chrome (SQ) finish.
- Surface in black melamine.

The Range



	description	code	price ex. VAT
 ①	① Easy chair with 4 leg base Aluminium base	6 655 001 + col. + SB	£ 349
	Chrome base	6 655 001 + col. + SQ	£ 365
 ②	② Easy chair with tulip base Aluminium base	6 655 002 + col. + SB	£ 395
	Chrome base	6 655 002 + col. + SQ	£ 412
 ③	③ Low table Aluminium base	6 655 003 Ni + SB	£ 241
	Chrome base	6 655 003 Ni + SQ	£ 257

Softly catalogue page 264

Guarantee and shade card

3
YEAR
GUARANTEE

4 choices of fabric colour



Black DO Red TM Blue TN Black TS
From stock

1 simulated leather colour



Black YA
From stock

Product description

1 and 2 seater easy chairs

Padding

- Seat: foam, density 35 kg/m³;
- Backrest: foam, density 35 kg/m³;

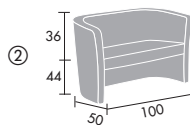
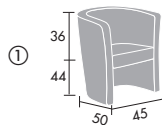
Covering

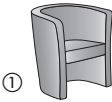
- Black flame retardant fabric (DO) or black simulated leather (YA) upholstery available on both models;
- 3 additional choices of fabric colour - red (TM), blue (TN) and black (TS) - available on the single seater model only.

Structure

- Wood and MDF;
- Non-slip glides.

The Range



	description	code	price ex. VAT		
			Fabric	Fire-resistant fabric	Simulated leather
 ①	① 1 seater easy chair	6 527 005 + fab.	£ 243	£ 267	£ 261
	② 2 seater easy chair	6 527 006 + fab.	—	£ 430	£ 420

Deco catalogue page 265

Guarantee, standards and shade card



2 choices of fabric colour



Black FA
Electric blue FW
From stock

46 COLOURS

On request - allow 4 weeks for delivery. See p. 346-347

1 simulated leather colour



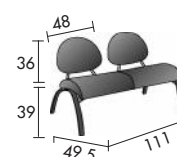
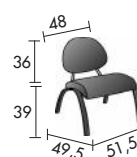
Simulated leather YA
From stock

2 choices of finish for structure



Aluminium SB
Black SG
From stock

The Range



Product description

1 and 2 seater easy chairs

Padding

- Seat: polyether foam, density 60 kg/m³;
- Backrest: polyether foam, density 28 kg/m³; with moulded cushion, density 28 kg/m³; glued to the primary layer of foam padding.

Covering



- Simulated leather or fabric upholstery in a choice of electric blue or black;
- Support frames in wood and MDF;
- Twin tubular metal shafts linking seat to backrest.

Base

- 4 epoxy lacquered tubular steel legs in a black or aluminium finish;
- Polypropylene glides.

Low table

- W. x D. x H. cm: 60 x 60 x 35;
- 4 epoxy lacquered tubular steel legs in a black or aluminium finish;
- Melamine-faced top in a cherry finish with graphite grey PVC edge banding;
- For price of low table, see page 167.


	description	code	price ex. VAT		
			Fabric A	Fabric B	Simulated leather
① 	① 1 seater easy chair				
	Black epoxy lacquered base	6 371 008 + fab. + SG	£ 183	£ 199	£ 199
	Aluminium epoxy lacquered base	6 371 008 + fab. + SB	£ 189	£ 206	£ 206
② 	② 2 seater easy chair (allow 4 weeks for delivery)				
	Black epoxy lacquered base	6 371 009 + fab. + SG	£ 366	£ 383	£ 383
	Aluminium epoxy lacquered base	6 371 009 + fab. + SB	£ 378	£ 394	£ 394

Karui catalogue page 265

Guarantee and shade card



2 choices of fabric colour



Black FA
Electric blue FW
From stock

46 COLOURS

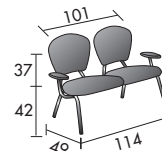
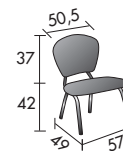
On request - allow 4 weeks for delivery. See p. 346-347

1 finish for structure



Aluminium SB
From stock

The Range



Product description

1 and 2 seater easy chairs

Padding

- Seat: polyether foam, density 40 kg/m³;
- Backrest: polyether foam, density 25 kg/m³; with moulded cushion, density 25 kg/m³; glued to the primary layer of foam padding.

Covering

- 2 choices of fabric colour: electric blue or black;
- Twin tubular metal shafts linking seat to backrest.

Base

- 4 tubular steel legs coated in aluminium epoxy paint;
- Polypropylene glides.

Attachable arms



- Armrests padded with polyether foam over a wooden support frame and upholstered in black simulated leather. Tubular steel armature coated in aluminium epoxy paint.

Optional shelf

- W. x D. cm: 53 x 40;
- Epoxy lacquered tubular steel mount of circular section in an aluminium finish;
- Surface in black melamine.



Low table

- W. x D. x H. cm: 60.5 x 60.5 x 36;
- 4 tubular steel legs coated in aluminium epoxy paint;
- Surface in black melamine.
- For price of low table, see page 167.

	description	code	price ex. VAT		
			Fabric A	Fabric B	Leather/other
① ②  ③ ④ 	① 1 seater easy chair without arms	6 366 019 + fab. + SB	£ 158	£ 191	—
	② 1 seater easy chair with arms	6 366 020 + fab. + SB	£ 224	£ 257	—
	③ 2 seater easy chair without arms	6 366 021 + fab. + SB	£ 291	£ 357	—
	④ 2 seater easy chair with arms	6 366 022 + fab. + SB	£ 349	£ 415	—
Optional extras	Shelf	6 366 027			£ 70

More bench units catalogue pages 266-267

Guarantee and shade card



Product description

- 3 models to choose from:
 - 1/ Corolla seats:
 - Made from very high density polyurethane;
 - Metal sub-frames covered in fireproofed M4 (BS 5852) polyisocyanate foam, density 250 kg/m³;
 - Units secured by means of 4 threaded bushes located in the bottom of the seat;
 - Available in 4 choices of finish: graphite grey, white, black or red;
 - 2/ Wooden seats and wooden "galettes":
 - Made from beech plywood - wenge (WQ) finish - or MDF - white lacquered finish;
 - Available in 2 choices of finish: stained in wenge (WQ) or lacquered in white (WR).

Base

- 2 arched steel legs of flat design, 10 mm across;
- Satin aluminium epoxy paint finish.

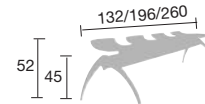
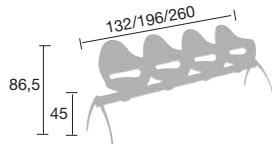
Beam

- Steel beam of elliptical design, cross-section 102 x 52 x 2 mm;
- Satin aluminium epoxy paint finish.

Shelf

- Circular (ø 600 mm), density 650 kg/m³, 25 mm in thickness;
- Black melamine finish with rubber edges, ø 60 mm;
- Can be positioned at any point along the beam at the user's discretion.


The Range



	description	code	price ex. VAT
Corolla seats			
①	2 seater bench unit	6 311 034 + seat fin. + SB	£ 863
②	2 seater bench unit + shelf	6 311 033 + seat fin. + SB	£ 1 017
③	3 seater bench unit	6 311 036 + seat fin. + SB	£ 1 187
④	3 seater bench unit + shelf	6 311 035 + seat fin. + SB	£ 1 340
⑤	4 seater bench unit	6 311 038 + seat fin. + SB	£ 1 511
Wooden seats			
⑥	2 seater bench unit	6 311 040 + seat fin. + SB	£ 519
⑦	2 seater bench unit + shelf	6 311 039 + seat fin. + SB	£ 672
⑧	3 seater bench unit	6 311 042 + seat fin. + SB	£ 676
⑨	3 seater bench unit + shelf	6 311 041 + seat fin. + SB	£ 818
⑩	4 seater bench unit	6 311 044 + seat fin. + SB	£ 822
Wooden "galette" seats			
⑪	2 seater bench unit	6 311 028 + seat fin. + SB	£ 510
⑫	2 seater bench unit + shelf	6 311 027 + seat fin. + SB	£ 664
⑬	3 seater bench unit	6 311 030 + seat fin. + SB	£ 664
⑭	3 seater bench unit + shelf	6 311 029 + seat fin. + SB	£ 805
⑮	4 seater bench unit	6 311 032 + seat fin. + SB	£ 805

Quark bench units catalogue page 268

Guarantee, standards and shade card



Product description

Seats

- Seats of square design, made from perforated sheet steel, 10/10 thickness, recognized fire safety classification M1;
- Seats mounted on a pair of U shaped steel clamps coated in aluminium epoxy paint.

Beam

- Horizontal beam, cross-section 80 x 40 mm, made from steel, 3 mm in

thickness, coated in black or aluminium epoxy paint.

Base

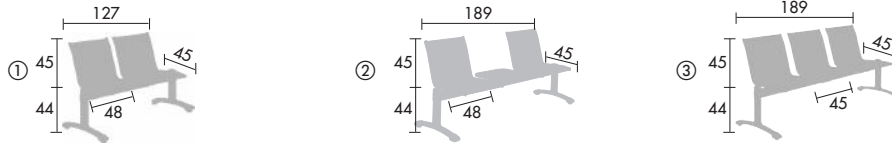
- Tubular steel uprights of rectangular section (80 x 30 mm), 2.5 mm in thickness, coated in black (SG) or aluminium (SB) epoxy paint. Uprights are attached to the feet by means of 2 screws;
- Tubular steel feet of oval section (60 x 30 mm), 2 mm in thickness;

- Decorative toe caps in black polypropylene;
- 4 adjustable stabilizer feet.

Shelf

- Made from 17 mm thick particle board covered in a layer of black melamine, 0.8 mm in thickness, with impact-resistant PVC edge banding (attached using neoprene glue);
- Dimensions: 450 x 450 mm.

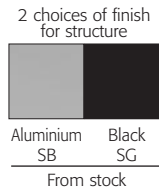
The Range



description	code	price ex. VAT
① 2 seater bench unit	6 625 006 SB	£ 361
② 2 seater bench unit + shelf	6 625 005 SB	£ 452
③ 3 seater bench unit	6 625 008 SB	£ 494

Metallic bench units catalogue page 269

Guarantee, standards and shade card



Product description

Seats

- Seats of rounded design, made from perforated sheet steel, 10/10 thickness, recognized fire safety classification M1;
- Seats mounted on a pair of U shaped steel clamps coated in aluminium epoxy paint.

Beam

- Horizontal beam, cross-section 80 x 40 mm, made from steel, 3 mm in

thickness, coated in black or aluminium epoxy paint.

Base

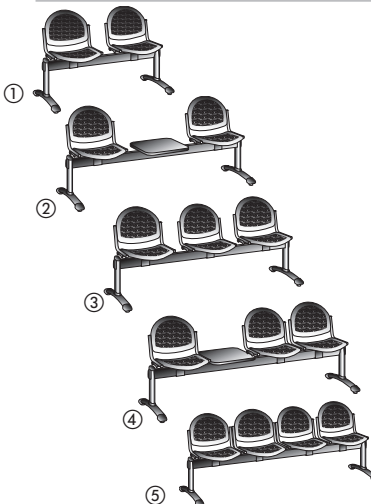
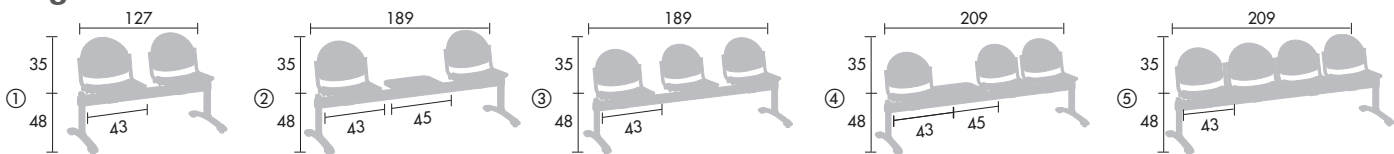
- Tubular steel uprights of rectangular section (80 x 30 mm), 2.5 mm in thickness, coated in black SG or aluminium SB epoxy paint. Uprights are attached to the feet by means of 2 screws;
- Tubular steel feet of oval section (60 x 30 mm), 2 mm in thickness;

- Decorative toe caps in black polypropylene;
- 4 adjustable stabilizer feet.

Shelf

- Made from 17 mm thick particle board covered in a layer of black melamine, 0.8 mm in thickness, with impact-resistant PVC edge banding (attached using neoprene glue);
- Dimensions: 450 x 450 mm.

The Range



description	code	price ex. VAT	
		Black structure	Aluminium structure
① 2 seater bench unit	6 624 008 + fin.	£ 238	£ 282
② 2 seater bench unit + shelf	6 624 007 + fin.	£ 317	£ 370
③ 3 seater bench unit	6 624 010 + fin.	£ 329	£ 384
④ 3 seater bench unit + shelf	6 624 009 + fin.	£ 406	£ 476
⑤ 4 seater bench unit	6 624 012 + fin.	£ 430	£ 503